

4934

sic

A hand with a white sleeve is pointing its index finger upwards towards the "sic" logo. The hand is semi-transparent and appears to be interacting with the digital interface.

4934 Tainergy Report -2022
2022/12/28

Safe Harbor Notice



The information provided in this presentation contains forward-looking statements. This forward-looking statement will be affected by risks, uncertainties and inferences, some beyond our control, and actual results may differ materially from these forward-looking statements. As a result of this risk, uncertainty and inference, the forward-looking events and circumstances may not be as complete or partial as we expect ◦

All information provided in this presentation is based on inferences from the Company and does not guarantee its correctness, completeness or reliability, and assumes no responsibility for updating or revising the contents of this presentation ◦

The information provided in this presentation does not represent a complete presentation of the Company, the state of the business or any material developments that follow. This newsletter and its contents may not be accessed by any third party without the written permission of the Company ◦

1. Company Profile
2. Financial information
3. Products
4. Deep Discussion

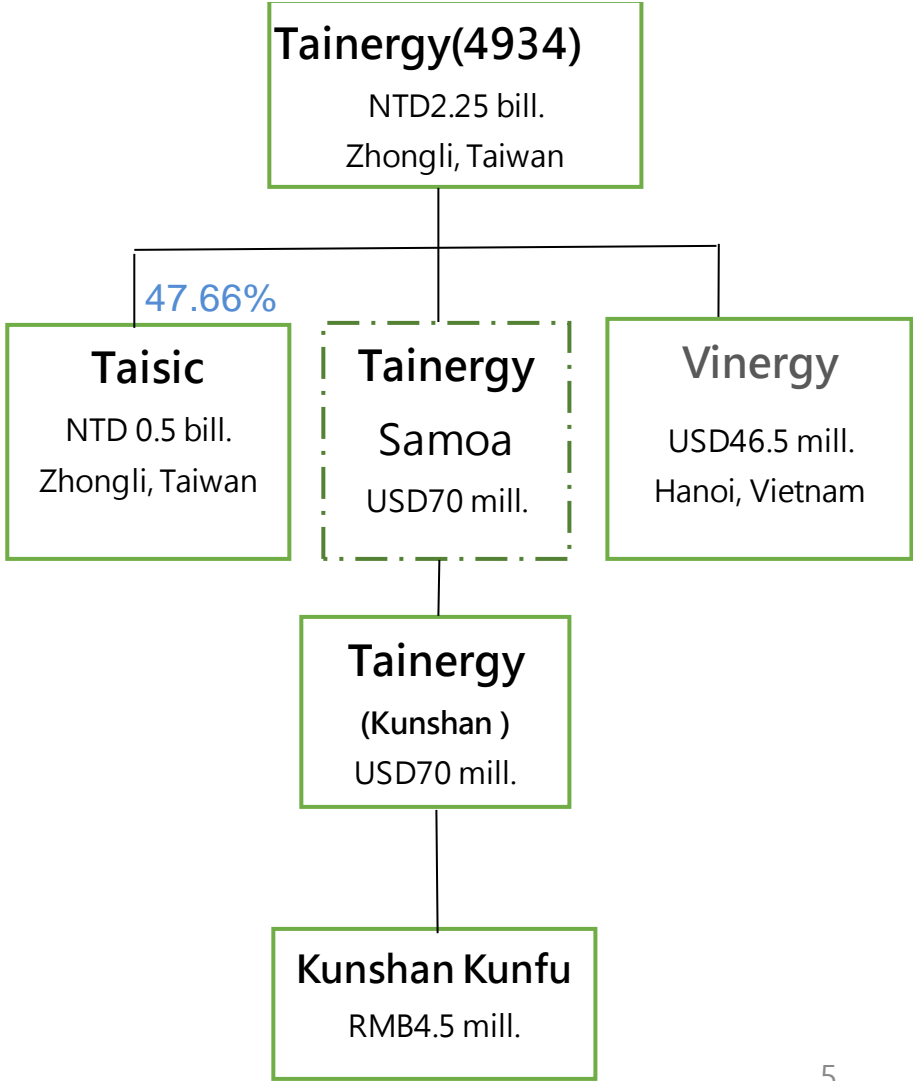
1. Company Profile

2. Financial information

3. Products

4. Deep Discussion

Investment structure



equity method investment :

investment company	Invested company	Paid-in share capital	Investment ratio
Tainergy TW	Star Solar New Energy	14 mill.	35.70%
Tainergy Kunshan	Suzhou Kenmec Property Development	RMB 0.252 bill.	31.75%

Unfunded:

investment company	Invested company
Tainergy Kunshan	Kunshan Jichang Energy

Logging out

Company Profile :



- Tainergy
- 1.Solar mono/poly c cell
 - 2.3rd-generation semiconductor material SiC




47.66%



- SiC
- 1.Self-made long-crystalline SiC wafers and seeds
 - 2. 4" and 6" SI type for 5G communication applications
 - 3. 4" and 6" N type for In-vehicle, POWER application
 - 4.Self-developed equipment

100%




- Solar Cell
- Products:Solar Cell
- production base: Hanoi, Vietnam
- Capacity: Up to 850MW

Company Profile - Tainergy



- ① TAINERGY TECH CO.,LTD
- ② Founded in : 2007/5
- ③ Capital : NTD 2.25 bill.
- ④ President : Frank ,HSIEH
- ⑤ Ownership structure : Kenmec 27.20%
- ⑥ Employees : About 630



Company Profile -Taisic



- ①TAISIC MATERIALS CORP.
- ②Formerly known as the SiC business group established at the end in 2018 of Tainergy
- ③Founded in : 2020/ 6
- ④Capital : NTD0.5 bill.
- ⑤President : Kevin ,HSIEH
- ⑥major shareholder Tainergy47.66%, Kenmec 8.6%, Hon Yuan International Investment 10%
- ⑦Date of Listing:2022/10 Code:6930



Outline



1. Company Profile

2. Financial information

3. Products

4. Deep Discussion

2022 Q3 Income Statement



Unit: NT\$ million

EPS NT\$ dollar

Accounting Title	Q1	Q2	Q3	2022 Q1~Q3	
	Amount	Amount	Amount	Amount	%
Net Sales	325	569	610	1,505	100
cost of sales	350	529	536	1,415	94
Gross profit	(25)	40	75	89	6
Operating Profit	(83)	(41)	(3)	(126)	(8)
Profit Before Tax	(86)	(44)	(5)	(135)	(9)
Net Income	(86)	(44)	(5)	(135)	(8)
Profit (loss), attributable to owners	(68)	(20)	24	(64)	(4)
EPS	(0.30)	(0.09)	0.11	(0.28)	

2022 Q3 Balance sheet



Unit: NT\$ million

Accounting Title	Q1	Q2	Q3
	Amount	Amount	Amount
Current assets	2,265	2,063	2,485
Non-current assets	1,705	1,703	1,776
Total assets	3,970	3,765	4,261
Current liabilities	1,943	1,806	1,597
Non-current liabilities	314	273	259
Total liabilities	2,257	2,079	1,855
Ordinary share	2,250	2,250	2,250
Total equity attributable to owners of parent	1,637	1,624	1,996
Total equity	1,713	1,687	2,405
Total liabilities and equity	3,970	3,765	4,261

Working Capital	322	257	888
Current Ratio	116.59%	114.23%	155.64%
Quick Ratio	92.60%	88.93%	126.69%
Debt to asset ratio	56.85%	55.21%	43.55%

2022 Q3 Cash Flows



Unit: NT\$ million

Accounting Title	1/1- 3/31	1/1- 6/30	1/1- 9/30
cash from operating activities	188	125	166
cash from investing activities	(24)	(117)	(504)
cash from financing activities	(39)	(183)	268
others	(2)	(1)	(5)
net cash flow	123	(177)	(76)

beginning balance	655	655	655
ending balance	778	479	579

Outline




1. Company Profile
2. Financial information
- 3. Products**
4. Deep Discussion


TAINERGY-Solar Cell



Bifacial Mono PERC Cells
166mm (M6) 9BB Half-cut



Bifacial Mono PERC Cells
158.75mm (G1) 5BB Half-cut



Tainergy-Solar system operation

project title	KW	202201-11 income (thousand NTD)
Chiayi Minxiong	209.00	960
Pingtung Ligang	499.50	1,853
Changhua Erlin	99.84	595
Changhua Erlin	196.04	1,153
Chiayi Liujiao	201.50	1,191
Yunlin Erlun	196.30	1,111
Changhua Zhutang	135.72	759
Changhua Fangyuan	320.16	1,651
Changhua Erlin	259.84	1,290
Yunlin Douliu	1,317.30	6,849
total	3,435.20	17,412

Tainergy-Solar system 1



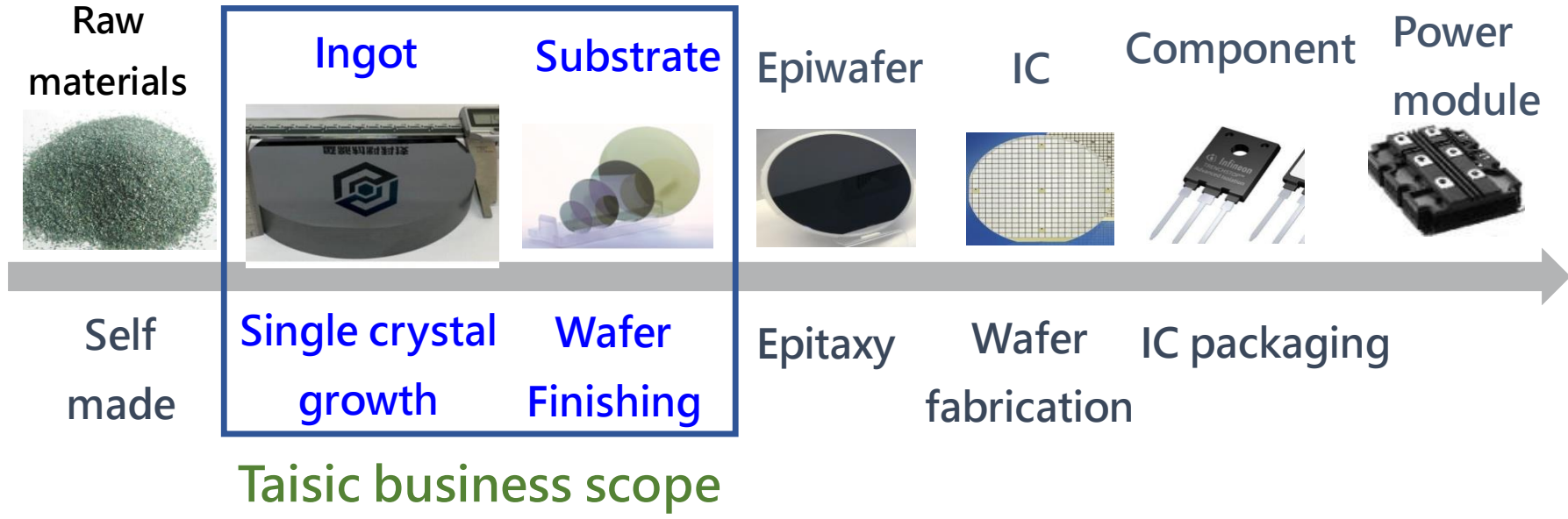
Tainergy-Solar system 2



Tainergy-Solar system 3




Taisic-SiC Product industry chain



Taisic Products-SiC ingot & Substrate




4" SiC Ingot




6" SiC Boule



6" SiC Ingot



SI Type
Substrate
4" , 6"



N Type
Substrate
4" , 6"

Outline



1. Company Profile
2. Financial information
3. Products
- 4. Deep Discussion**



Tainergy 4934

Entering a new century of carbon-neutral
renewable energy/next-generation semiconductors